


Technical data sheet

PV system solution, type 2, for inverter with 3 MPP trackers, 1,000 V DC
Item number: 5088585



System solution for photovoltaic inverter with 3 separate MPP trackers

- Varistor arrester, connectable with cut-off unit in error-resistant Y circuit to VDE 0100-712 (50539-12)
- Low DC protection level: < 4.0 kV (Voc max = 1,000 V DC with V20-B+C/0-500PV)
- Per protection device, there are 6 terminals up to 6 mm² pre-mounted in the housing, up to 30 A DC per terminal
- Pre-mounted in polycarbonate housing (IP65), UV-resistant for use outside, including cable gland kit

For DC protection of the inverter in photovoltaic systems.

If there is a danger of condensation forming through wind, ice, temperature or sunlight, further measures may be necessary!



Master data

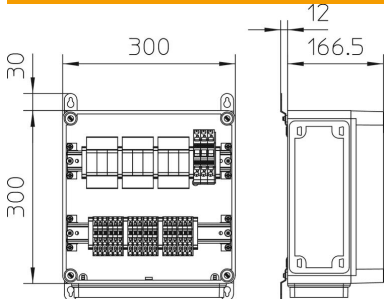
Item number	5088585
Description 1	PV system solution in housing
Description 2	3x3 PV string to 3 WR-MPP
Manufacturer	OBO
Dimension	1000V DC
Smallest sales unit	1
Unit of quantity	Piece
Weight	528 kg
Weight unit	kg/100 pc.

Technical data sheet

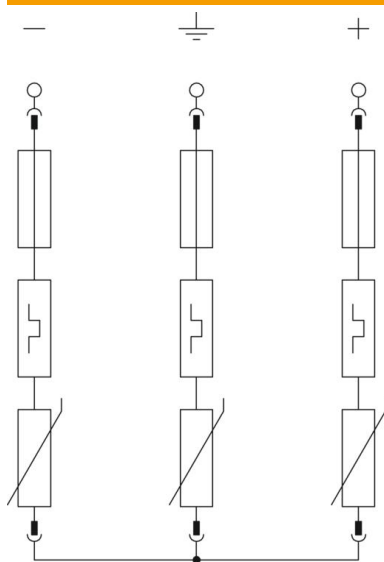
PV system solution, type 2, for inverter with 3 MPP trackers, 1,000 V DC
Item number: 5088585



Dimensions



Technical data



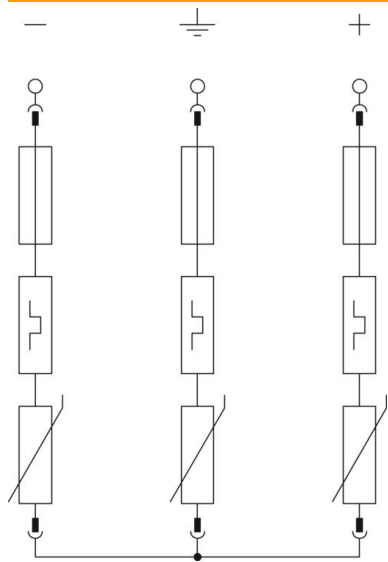
Arrester surge current (8/20 μ s) [total]	20 kA
Response time	<25 ns
Blow-out	yes
Version for	For three MPP and with terminal connection
Structural width in division units (division unit, 17.5 mm)	Miscellaneous
Operating temperature, max.	80 °C
Operating temperature, min.	-40 °C
Remote signalling	no
Maximum continuous voltage DC	1000
Integrated back-up fuse	no
Conductor cross-section, flexible (fine-wire), min.	6 mm ²
Conductor cross-section, rigid (single-wire/multiwire), max.	10 mm ²
Conductor cross-section, rigid (single-wire/multiwire), min.	0.5 mm ²
Lightning protection zone LPZ	1→2
Max. mains-side overcurrent protection	125
Maximum back-up fuse	125 A
Maximum discharge current (8/20 μ s)	40 kA
Installation type	Pre-mounted in the housing
Nominal discharge current (8/20 μ s)	20 kA
Network form	DC
DC network form	yes
IT network form	no
Other network form	no
TN network form	no
TN-C network form	no
TN-C-S network form	no
TN-S network form	no
TT network form	no
Test class, type 2	yes
Protection rating	IP65

Technical data sheet

PV system solution, type 2, for inverter with 3 MPP trackers, 1,000 V DC
Item number: 5088585



Technical data



Protection level	≤4,0
Signalling on device	Visual
SPD to EN 61643-11	Type 2
SPD to IEC 61643-1	Class II
Cable type for surge protection devices	Power cable DC (PV)